

Pelican® Installation & Service Pool & Spa Hoist Measurement Guide

CUSTOMER NAME _____ CUSTOMER PHONE _____

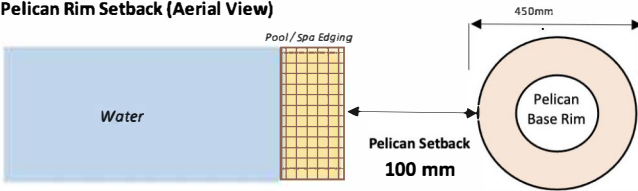
POOL HOIST COLOUR _____ POOL NAME _____

NOTES _____ POOL DEPTH AT THE POINT OF ENTRY _____

CHOOSE THE POOL/DECK DETAIL THAT IS SIMILAR TO YOUR POOL AND MEASURE WHERE APPLICABLE.

DO YOU HAVE THE MINIMUM CONCRETE WIDTH AND THICKNESS TO MOUNT THE HOIST ON POOL DECK? Y N

Pelican Rim Setback (Aerial View)



WATER DEPTH - IMPORTANT NOTICE

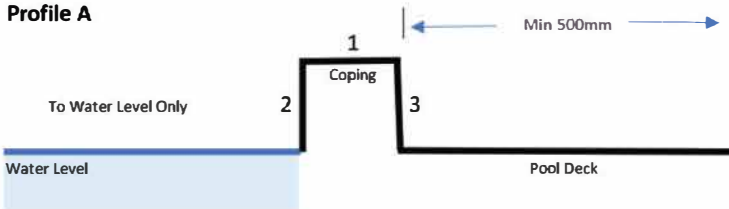
In accordance with the Disabilities Standards Code, the Pelican base rim must be positioned on the pool or spa surrounds where the water depth is not less than 500mm and not more than 1300mm.

Pelican setback is the standard setback distance (100mm).

Pool Depth at Location (Example 1.2m deep should be expressed as 1200)

Round measurements to the nearest 10mm

Profile A



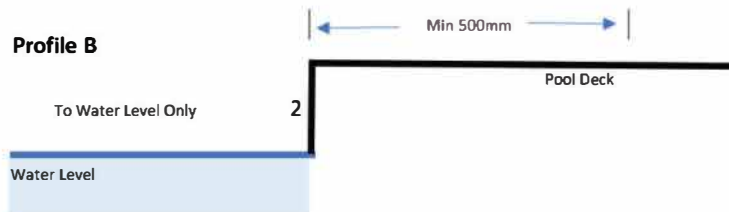
A1 COPING WIDTH

A2 INTERNAL RISER

A3 EXTERNAL RISER

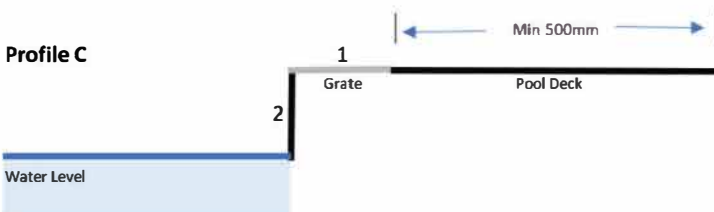
NOTE: Measurement 2 may be different to measurement 3.

Profile B



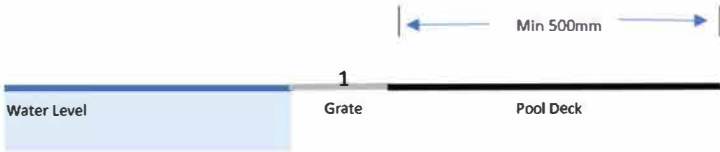
B2 INTERNAL RISER

Profile C



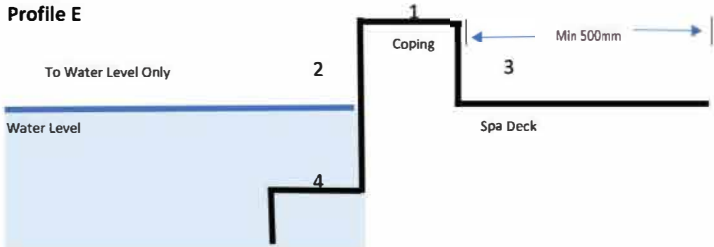
C1 GRATE WIDTH

C2 INTERNAL RISER

Profile D


D1

GRATE WIDTH

Profile E


E1

COPING WIDTH

E2

INTERNAL RISER

E3

EXTERNAL RISER

E4

 WIDTH OF
SPA SEAT

NOTE: Measurement 2 may be different to measurement 3.

Pelican® Installation & Service Pool & Spa Hoist Colour Selection Guide

PLEASE SELECT THE COLOUR YOU WOULD LIKE YOUR PELICAN POOL HOIST TO BE.


Pearl White
272-1114G

Gloss


Charcoal Met Pearl
971-18796

Gloss


Silver Kinetic® Pearl
971-7043K

Satin


Safety Yellow
984-2015G

Gloss


French Blue
984-32725

Gloss


Primrose
27284365

Gloss

